

900 MHz MicroSphere

Model Number:

Omnidirectional In-Building Antenna

IF900

Specifications:

Element Type	Microstrip
Frequency Range	880-960 MHz
Peak Gain	3 dBi
Polarization	Linear
Impedance	50 ohms
Maximum Input Power	50 watts
VSWR (Min. Performance)	1.5:1
Dimensions (L x W x T)	10.9 x 7.9 x 0.25 cm
Coating	Acrylic
Operating/Storage Temperature	-40° to +70°C

10.9 cm



Mounting:

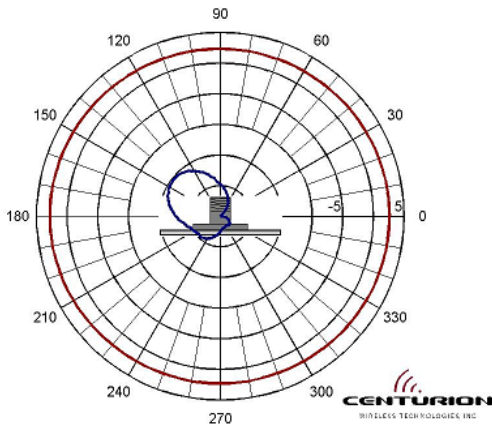
- Includes nylon screws for mounting to ceiling tile or finished ceiling

Cables & Connectors:

Model Number	Reference Number	Connector
IF900-SF00	CAF95956	SMA Female Panel

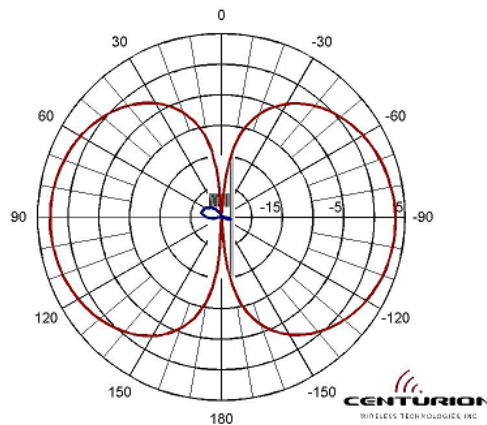


Pattern data files for SitePlanner are available at www.centurion.com or www.wirelessvalley.com.



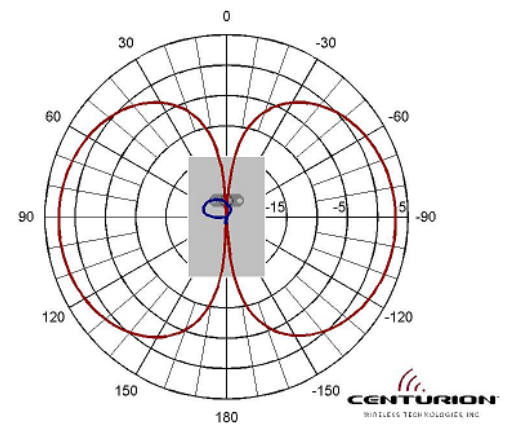
Azimuth Plane

Cut perpendicular to the antenna, parallel to the connector/cable exit, perpendicular to the polarization



Elevation Plane

Cut perpendicular to the antenna, parallel to the connector/cable exit, parallel to the polarization axis



Omni Plane

Cut in the plane of the antenna perpendicular to the connector/cable exit

Specifications subject to change without notice.

IF900a - 4/28/04



3425 N.44th Street, LINCOLN, NE 68504 USA
 PHONE: 402.467.4491 • FAX: 402.467.4528
 TECHNICAL SUPPORT: 888.454.6914
www.centurion.com • sales@centurion.com

